

SLC SP 06/2018

15 November 2018

**Coverage:**  
**Wales**

**Theme:**  
**Children, Education  
and Skills**

**Issued by**  
The Student Loans Company  
100 Bothwell Street  
Glasgow  
G2 7JD

**Press Office**  
☎: 0141 306 2120  
✉: [press\\_office@slc.co.uk](mailto:press_office@slc.co.uk)

**Public Enquiries**  
☎: 0141 306 2000

**Statistician**  
Dave Cartwright  
☎: 0141 243 3209  
✉: [information\\_office@slc.co.uk](mailto:information_office@slc.co.uk)

**Online:**  
[www.slc.co.uk/statistics.aspx](http://www.slc.co.uk/statistics.aspx)

## Student Support for Higher Education in Wales 2018: Full Year 2017/18 and Early In Year 2018/19

### Introduction

This statistics publication presents figures on Higher Education (HE) student support to all students domiciled in Wales and those EU students studying in Wales. It shows payment figures for five academic years up to and including 2017/18. Section 7 gives an early indication of student counts and amounts paid for new policy products.

This publication gives information on the number of loans, grants and allowances awarded / paid to full time undergraduate applicants / students or their institutions.

It covers applicants and students domiciled in Wales taking a course in a Higher Education institution (HEI) in the UK as well as applicants and students domiciled in the EU studying in a HEI in Wales.

### Key points

#### Academic Year 2017/18



The total number of students supported has increased from 70,200 in 2016/17 to 74,000 in 2017/18. The amount of support has increased from £875.3 million to £951.9 million (Table 2).



The final amount of full time student support in total awarded for academic year 2017/18 was £909.4 million, which represents an increase of 6 per cent on the previous academic year 2016/17 for which £861.1 million was awarded (Table 2).

## Contents

Introduction	1
Key Points	1
Definitions	3
Statistical Commentary	5
<i>Chart 1a: Full Time Undergraduate Loans - Number of Awards (000's)</i>	5
<i>Chart 1b: Full Time Undergraduate Loans - Amount of support awarded (£m)</i>	5
<i>Chart 2a: Full Time Undergraduate Grants &amp; Allowances - Number of Awards (000's)</i>	6
<i>Chart 2b: Full Time Undergraduate Grants &amp; Allowances - Amount of support awarded (£m)</i>	6
<i>Chart 3a: Part Time Undergraduate Loans, Grants &amp; Allowances - Number of Awards (000's)</i>	7
<i>Chart 3b: Part Time Undergraduate Loans, Grants &amp; Allowances - Amount of support awarded (£m)</i>	7
<i>Chart 4a: Postgraduate Loans &amp; Allowances - Number of Awards (000's)</i>	8
<i>Chart 4b: Postgraduate Loans &amp; Allowances - Amount of support awarded (£m)</i>	8
<i>Chart 5: Welsh Government Learning Grant amount awarded (£m) to applicants domiciled in Wales by entry cohort and academic year</i>	9
Chart 6: Maintenance Grant vs Loan – Amount of support awarded (£m) by Academic Year	9
Chart 7: Welsh Government Learning Grant distribution by level of support – From 2012 entry cohort - Academic year 2017/18	10
Chart 8: Number of Tuition Fee Loans paid (000's) to students domiciled in Wales and EU domiciled students studying in Wales by academic year and domicile	10
Chart 9: Amount of Tuition Fee Loan paid (£m) to students domiciled in Wales and EU domiciled students studying in Wales by Academic Year & Domicile	11
Chart 10: Payments to Part Time students (£m) domiciled in Wales and EU (Outside UK) domiciled students studying in Wales by Product	11
Data sources	12
Data quality	12
Data uses	12
Revisions and Provisional data	12
Policy Context	13
Related Statistical Publications	14
Notes for Users	15
User Consultations	16
National & Official Statistics	16
Table Guide	16

## Definitions

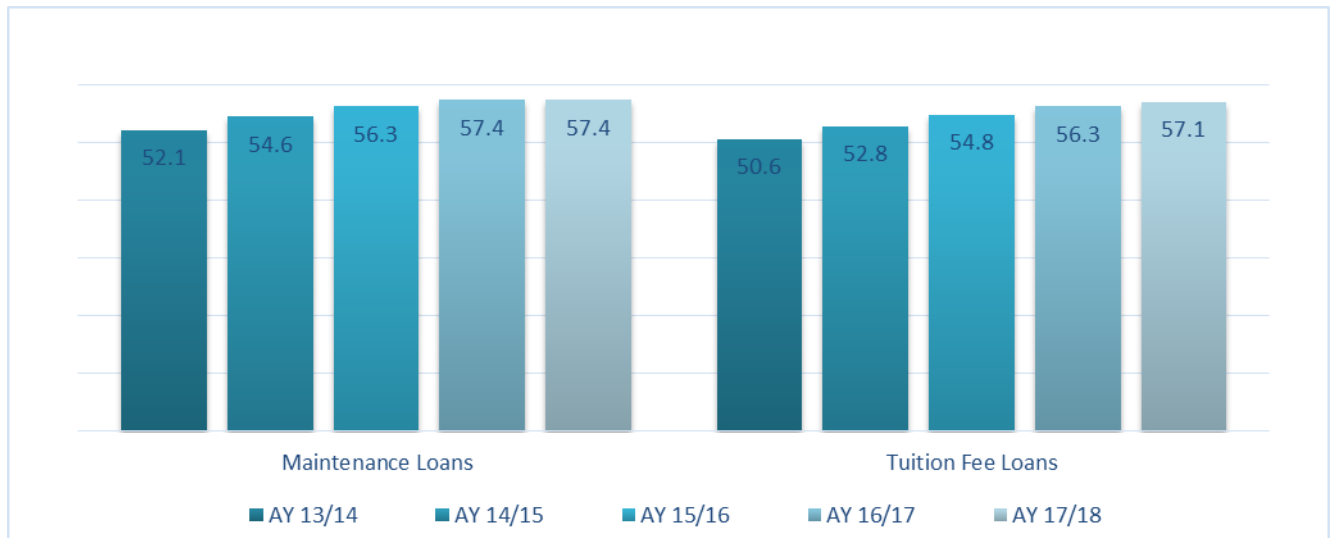
Term	Definition
Alternative Provider	An Alternative Provider is any provider of higher education courses which is not in direct receipt of recurrent funding from the Higher Education Funding Council for England (HEFCE) or from equivalent bodies in the Devolved Administrations; or does not receive direct recurrent public funding (for example, from a local authority, or from the Secretary of State for Education); and is not a further education college. Only providers with courses designated for student support are included in the statistics.
Applicant	This is a person applying for financial support. Not all applicants take up a place in a Higher Education Institution (HEI). Applicants become students once they take up a place and the SLC has received confirmation of their attendance.
Award	Number of and amount of money awarded to applicants for student finance who have passed the eligibility criteria as stipulated within the student finance regulations and have been assessed for the respective support package accordingly. Awards will be paid on condition that the applicant subsequently attends the Higher Education Institution (HEI) at which point the applicant will be considered a student and payments will be released according to the payment schedule for the support types awarded.
Country of Study	The country in which the Higher Education Institution is located to which the applicant intends to / is studying at.
Domiciled	The country in which the applicant normally lives.
Estimated Eligible Population	The numbers of students that are eligible to apply for student finance including those who do not apply. Figures for the estimated eligible population are supplied by the Welsh Government (WG). WG use data from the Higher Education Statistics Agency and other sources with the closest approximation of eligibility criteria available from those sources. Estimates are produced using a consistent method each year.
Entry Cohort	Grouping of student finance applicants according to the student finance regulations against which the applicant was assessed for support. Student finance applicants are covered by transitional protection which means they continue to be assessed against the regulations in place for their first year of study. Students changing courses, or starting a new period of study no longer receive transitional protection and will be assessed under the arrangements in place for their latest year of study.
Final Figures	The final position refers to the readiness of the statistics being in a steady state. Final figures are not expected to change significantly and should represent the final outcome.
Full Year Maintenance Loan	The amount of Maintenance Loan available to students varies between those studying in their final year and those studying in an earlier year of their course. Those in their final year will be entitled to a reduced amount to reflect the reduced length of time in attendance at their university over which maintenance support is required.
Level of Support	Identifies if the applicant was awarded the full level of means-tested grant, partial level or no grant.

Maintenance Loan Rate	The rate determines how much loan is available to the applicant in principle and depends on where the applicant is residing during their term time. There are three rates: Home, London, and Elsewhere (not London).
Public Provider	A Public Provider is any provider of higher education courses which is in direct receipt of recurrent funding from HEFCE or from equivalent bodies in the Devolved Administrations; or in receipt of direct recurrent public funding (for example, from a local authority, or from the Secretary of State for Education); or is a further education college. Only providers with courses designated for student support are included in the statistics.
Paid Students	Once applicants who were awarded support have their attendance at an HEI confirmed and their first payment made, they are classified as paid students.
Provisional Figures	These are figures based on the status of applications processed by Mid-November (two months into the academic year).
Residual Income	The income from the household from which the applicant normally resides. This income determines how much means-tested support the applicant is entitled to. Residual income comprises of the taxable earned and unearned income of the applicant and/or the taxable earned and unearned income of the applicants sponsors minus any allowable deductions.
Student	Those student finance applicants for whom an attendance confirmation has been received from the university which indicates that the applicant is or has taken a place at university. This is an important distinction as not all those making student finance applicants go on to take a place at university.
Student Support Arrangement	The range of support available, the eligibility rules, and income thresholds which are in place for a given academic year.
Take-up rate	The rate of which the Eligible Population chooses to apply for a Student Loan. Eligible students domiciled in Wales may apply for a Maintenance Loan and/or a Tuition Fee Loan. EU students studying in Wales may only apply for a Tuition Fee Loan.

## Statistical commentary

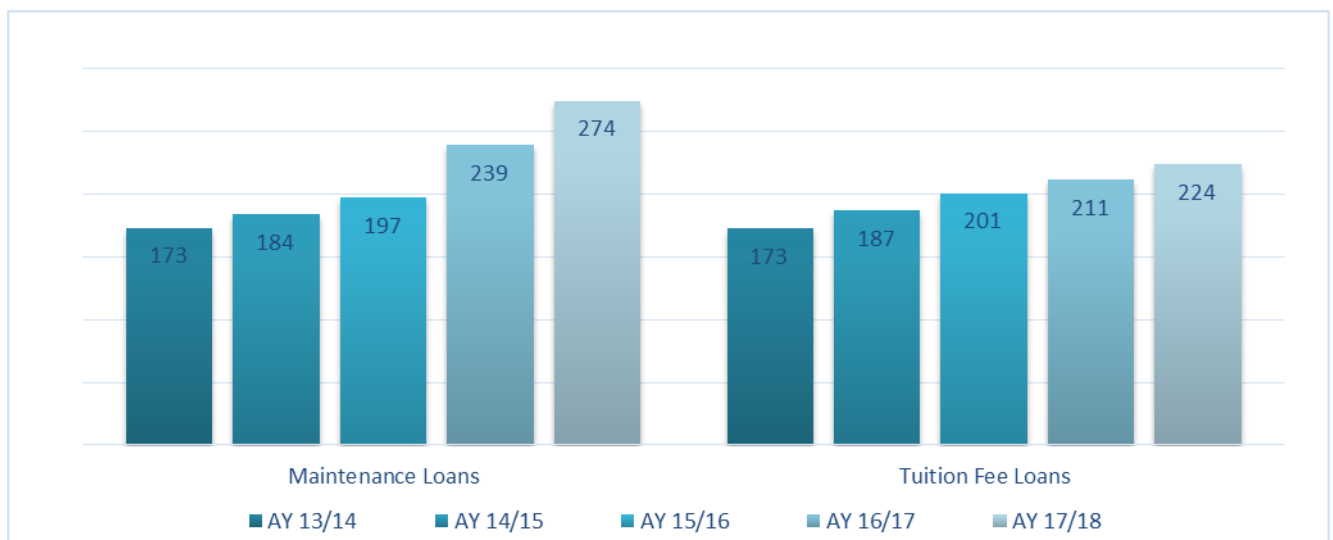
Charts 1 to 4 represent applicants domiciled in Wales and EU (Outside UK) domiciled, studying in Wales

**Chart 1a: Full Time Undergraduate Loans - Number of Awards (000's) by Academic Year**



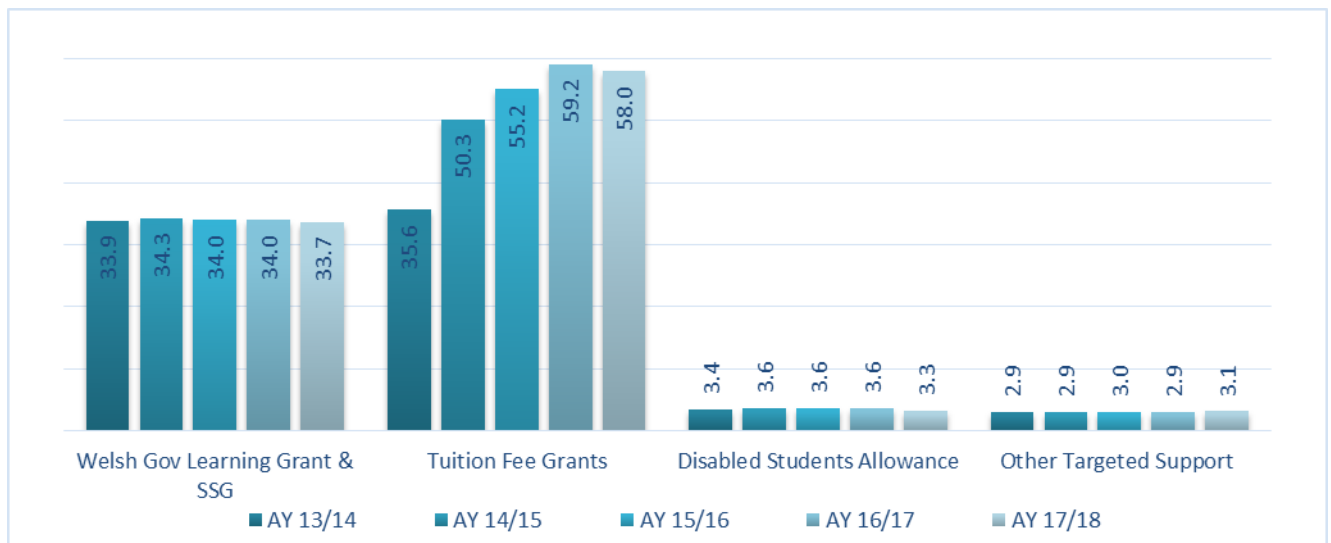
This chart shows the number of awards for all successful loan applications for Higher Education student finance from full time applicants domiciled in Wales and EU domiciles planning to study in Wales over the past five academic years. See Table 2.

**Chart 1b: Full Time Undergraduate Loans - Amount of support awarded (£m) by Academic Year**



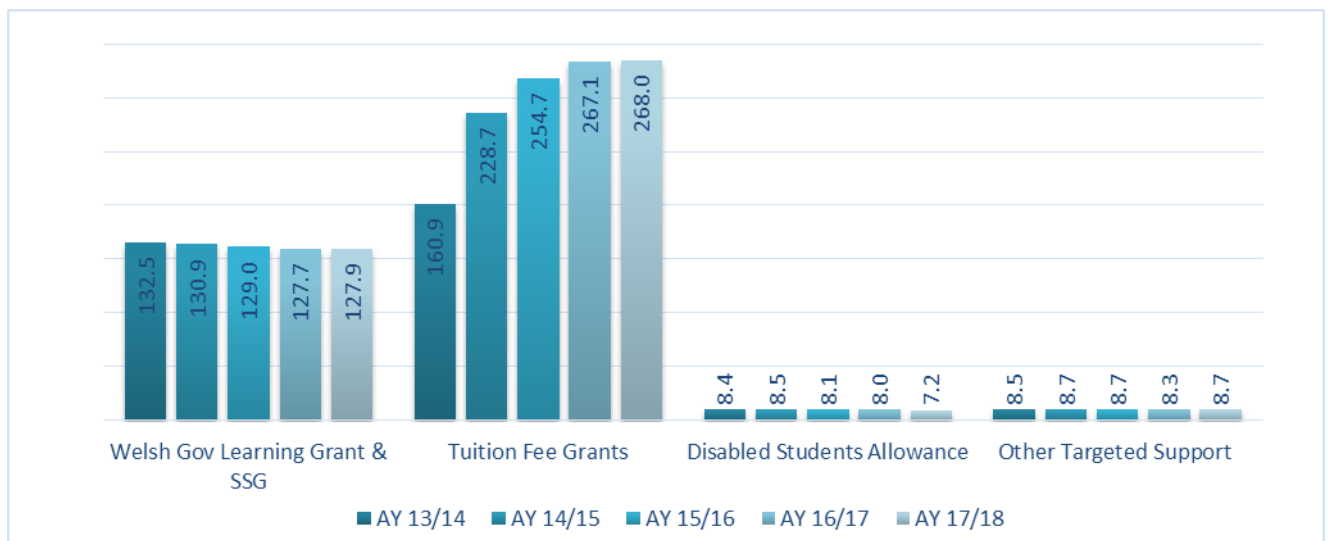
This chart highlights the increase in the amount of loans awarded over the past five academic years which is a result of the shifting of the student body from the pre 2012/13 to the post 2012/13 fee system. See Table 2.

**Chart 2a: Full Time Undergraduate Grants & Allowances - Number of Awards (000's) by Academic Year**



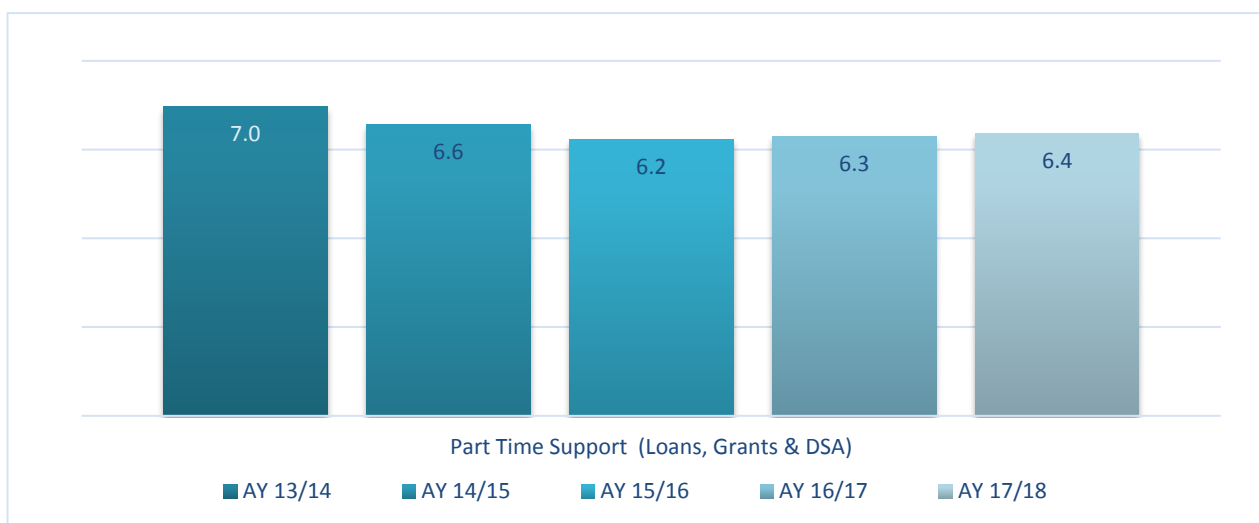
This chart shows the number of awards for all successful support applications for Higher Education student finance from full time applicants domiciled in Wales and EU domiciles planning to study in Wales. See Table 2.

**Chart 2b: Full Time Undergraduate Grants & Allowances - Amount of support awarded (£m) by Academic Year**



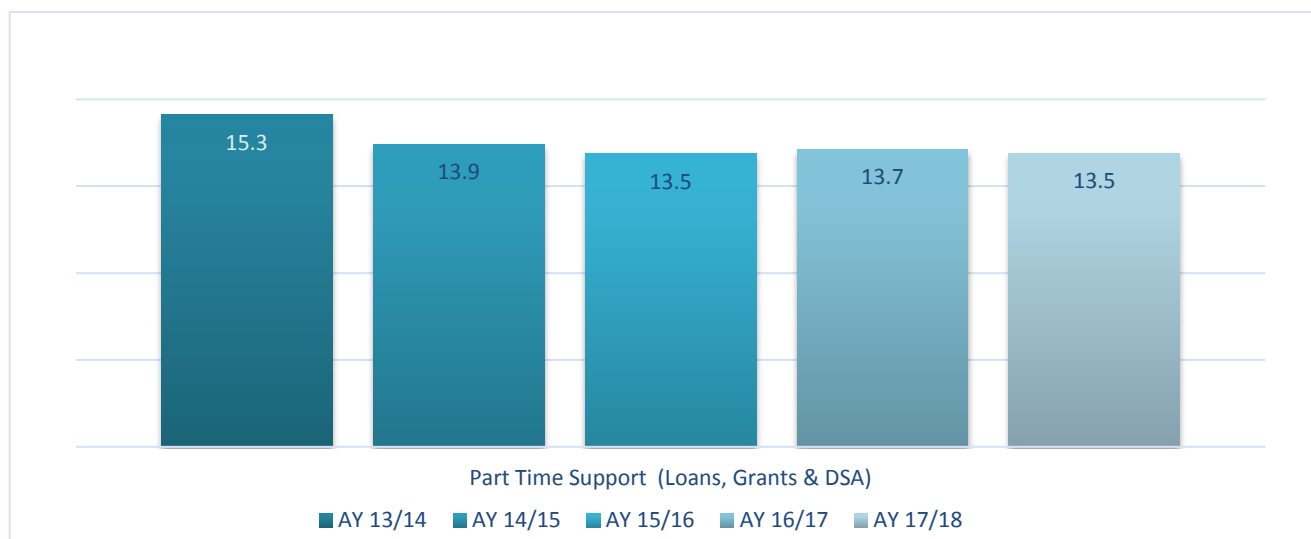
This chart highlights the increase in the amount of support awarded over the past five academic years which is a result of the shifting of the student body from the pre 2012/13 to the post 2012/13 fee system. See Table 2.

**Chart 3a: Part Time Undergraduate Loans, Grants & Allowances - Number of Awards (000's) by Academic Year**



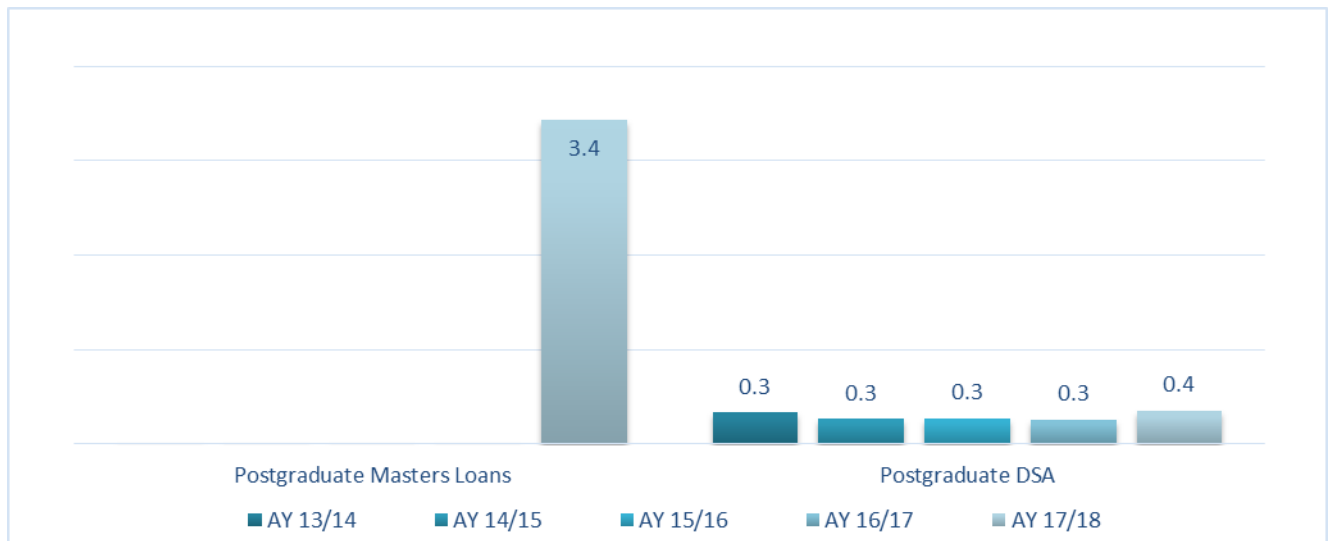
This chart shows the number of awards for all successful support applications for Higher Education student finance from part time applicants domiciled in Wales and EU domiciles planning to study in Wales. See Table 2.

**Chart 3b: Part Time Undergraduate Loans, Grants & Allowances - Amount of support awarded (£m) by Academic Year**



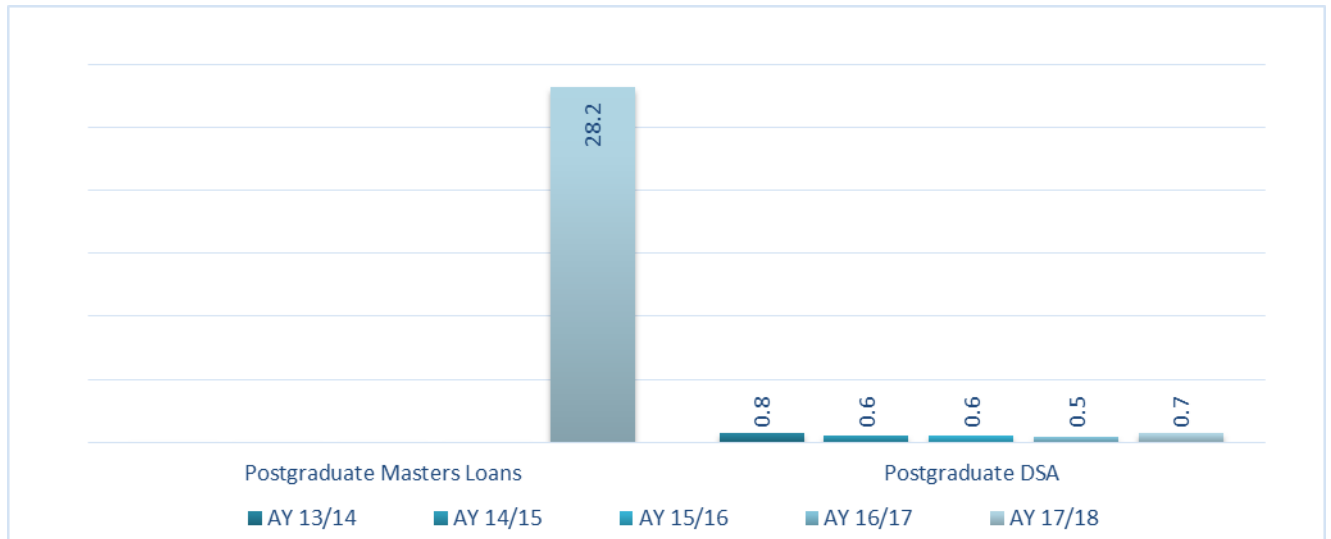
This chart highlights part time support has remained relatively constant over the past 4 academic years. See Table 2.

**Chart 4a: Postgraduate Loans & Allowances - Number of Awards (000's) by Academic Year**



This chart shows the number of awards for all successful applications for Postgraduate student support from applicants domiciled in Wales and EU domiciles planning to study in Wales. See Table 2.


**Chart 4b: Postgraduate Loans & Allowances - Amount of support awarded (£m) by Academic Year**



This chart highlights the amount of support awarded over the past five academic years in regards to Postgraduate support, along with the first year of the Postgraduate Masters loan. See Table 2.

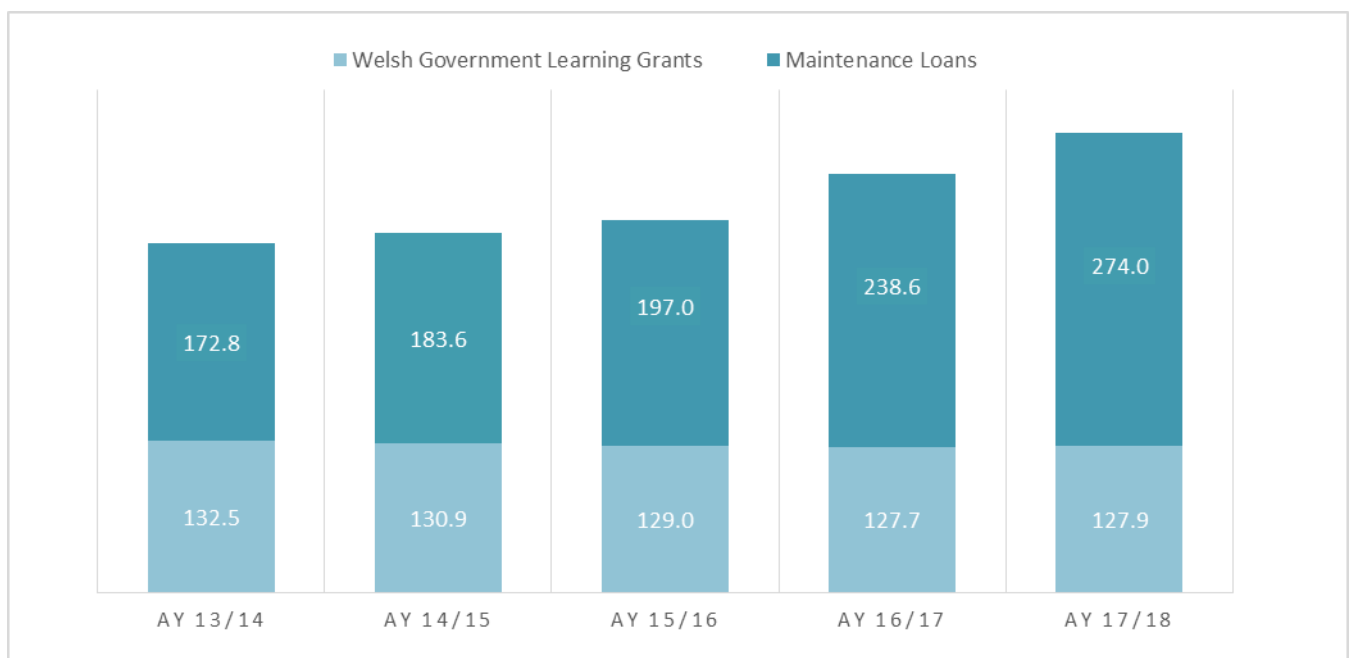


**Chart 5: Welsh Government Learning Grant amount awarded (£m) to applicants domiciled in Wales by entry cohort and Academic Year**



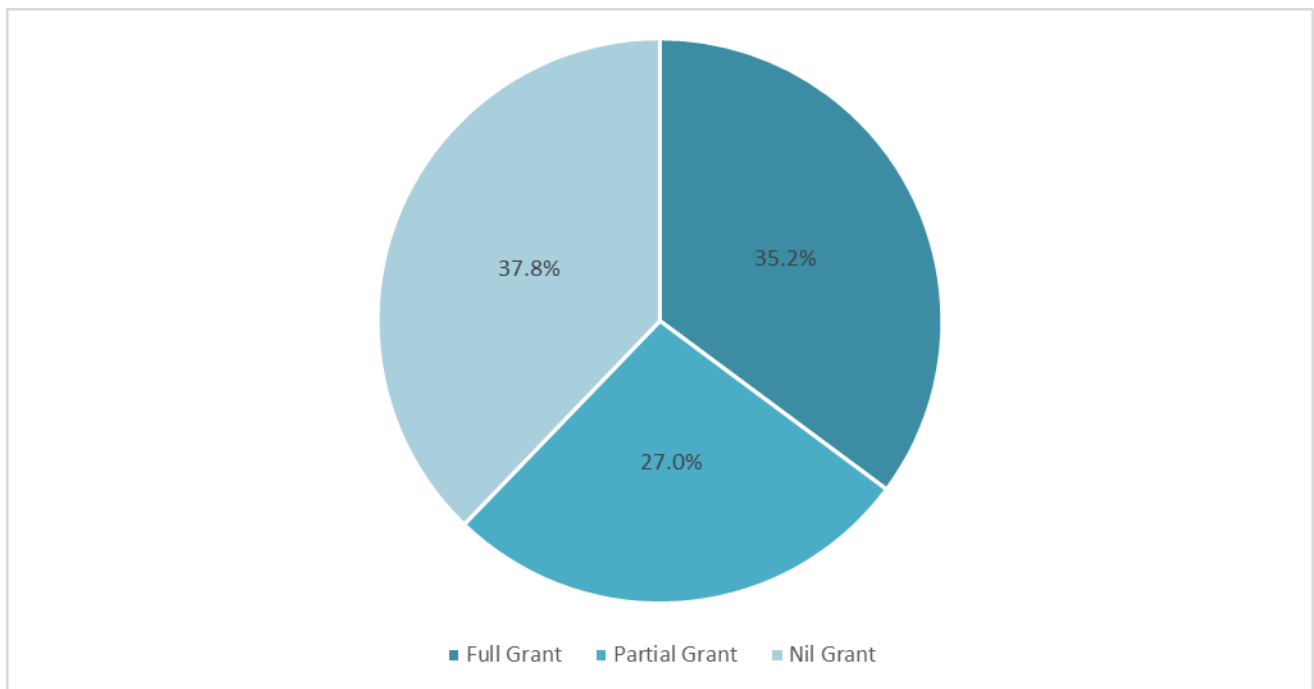
This chart shows that the amount of Welsh Government Learning Grant awarded from academic year 2013/14 over the five years. See Table 4A.

**Chart 6: Maintenance Grant vs Loan – Amount of support awarded (£m) by Academic Year**



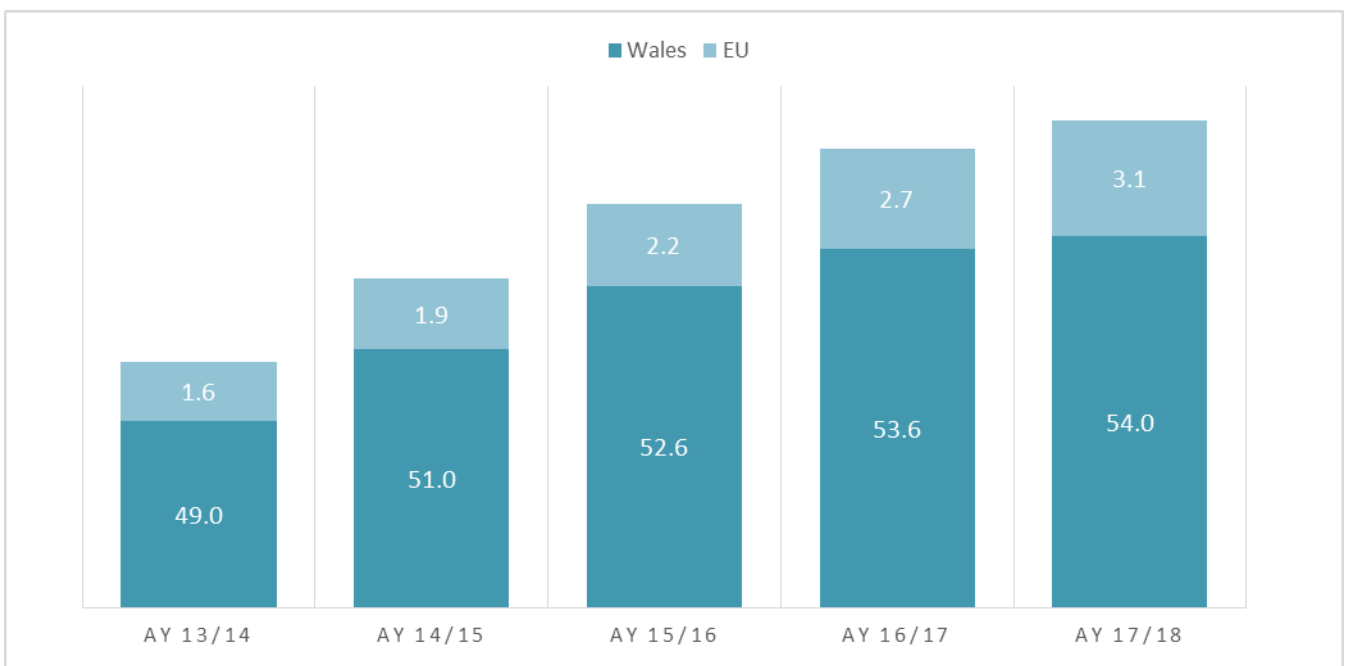
This chart shows the split of full time student maintenance awards for successful support applications. This shows the increase in Maintenance loans paid out contrasted with the near constant amounts Welsh Government and Special Support Grants. Tables 3A (i) and Table 4A.

**Chart 7: Welsh Government Learning Grant distribution by level of support (from 2012 entry cohort) - Academic Year 2017/18**



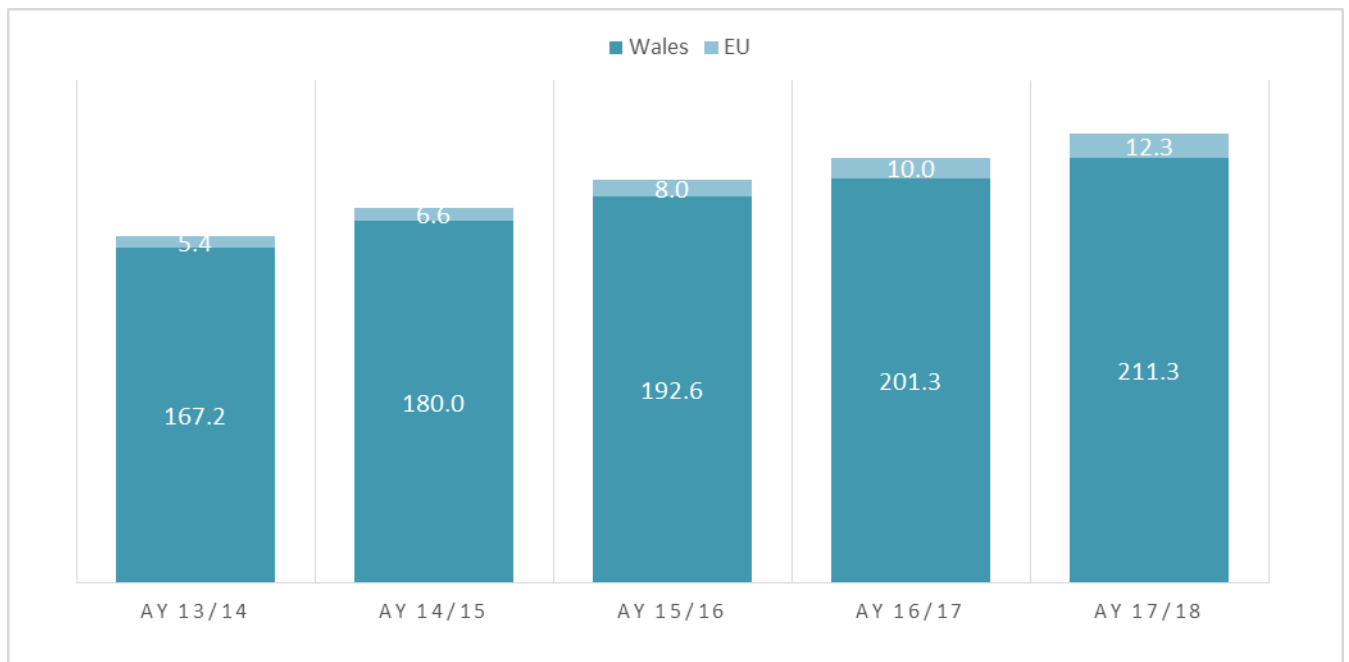
This chart shows the distribution of Welsh Government Learning Grant support split by full grant, partial grant and nil grant for the From 2012 entry cohort in 2016/17. See Table 4A.

**Chart 8: Number of Tuition Fee Loans paid (000's) to students domiciled in Wales and EU domiciled students studying in Wales by academic year and domicile**



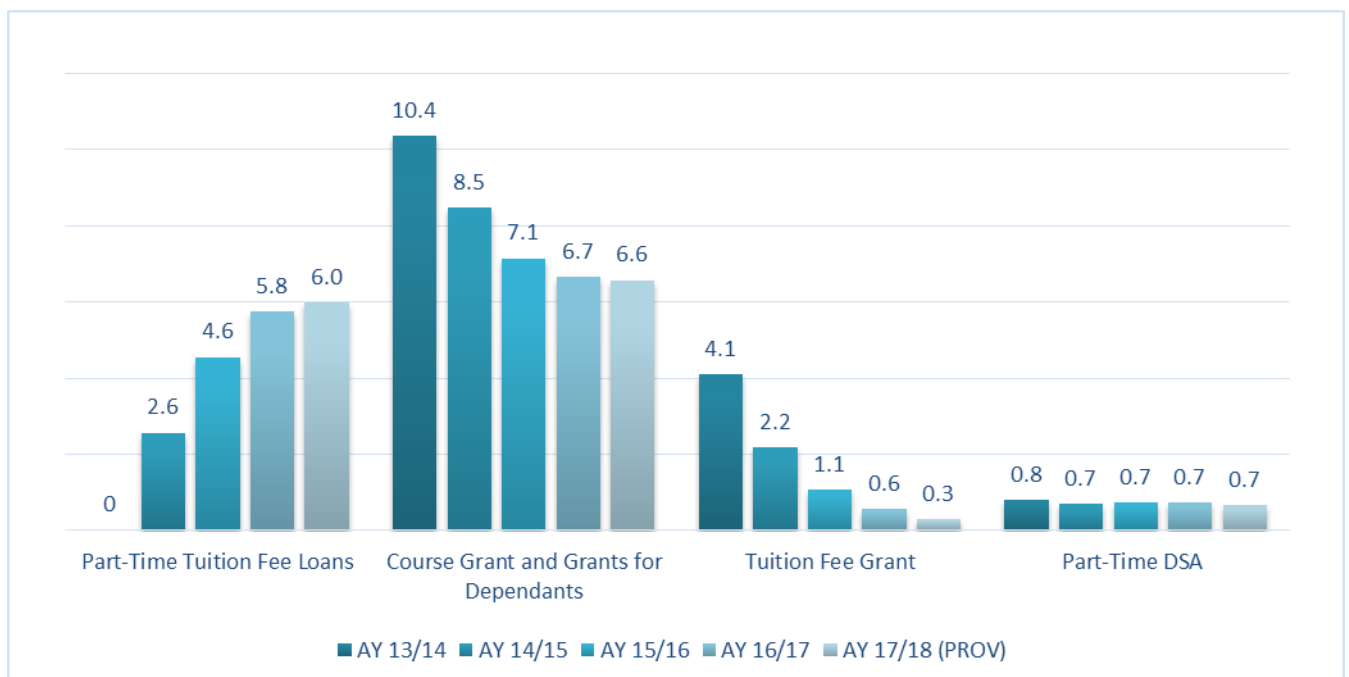
This chart shows that the number of tuition fees awarded to Welsh domiciled student's increases slightly year on year as does the number of EU domiciled students awarded tuition fee loans. See Table 3B (i).

**Chart 9: Amount of Tuition Fee Loan paid (£m) to students domiciled in Wales and EU domiciled students studying in Wales by Academic Year & Domicile**



This chart shows that the amount of tuition fees awarded to Welsh domiciled students increases year on year as does the amount for EU domiciled students awarded tuition fee loans. See Table 3B (i)

**Chart 10: Payments to Part Time students (£m) domiciled in Wales and EU (Outside UK) domiciled students studying in Wales**



This chart shows the transition from pre 2013 arrangements (part time course grant and part time fee grant) to the post 2013 arrangements (part time fee loan). The figures for 2017/18 are provisional and will be revised in November 2019. See Table 5A.

## Data sources

1. This publication uses data from a single source: administrative data from the SLC Customer Ledger Account Servicing System (CLASS). For details of the administrative sources see the published Statement of administrative sources published on the SLC website using the following link  
[https://www.slc.co.uk/media/5450/slc\\_statistics\\_-\\_statement\\_of\\_administrative\\_sources.pdf](https://www.slc.co.uk/media/5450/slc_statistics_-_statement_of_administrative_sources.pdf)

## Data quality

2. SLC has published the Quality Guidelines that it follows. As per those guidelines a Quality Plan is produced for each publication. The Quality Plan stipulates two stages of Quality Assurance. Data is extracted from the administrative systems then reviewed using a standard Quality Assurance checklist. The statistical tables created using that data are quality assured using the Statistical Quality guidelines. Further details can be found by following the link below  
[http://www.slc.co.uk/media/5403/slc\\_statistics\\_-\\_quality\\_guidelines.pdf](http://www.slc.co.uk/media/5403/slc_statistics_-_quality_guidelines.pdf)

## Data uses

3. SLC has published a Uses Made document for Official statistics. Further details can be found by following the link below  
[http://www.slc.co.uk/media/5454/slc\\_official\\_statistics\\_-\\_use\\_made.pdf](http://www.slc.co.uk/media/5454/slc_official_statistics_-_use_made.pdf)

## Revisions and provisional data

4. Revisions within the data are denoted with an [r]. Details about the Revisions Policy can be found by following the link below  
[http://www.slc.co.uk/media/5449/slc\\_statistics\\_-\\_revisions\\_policy.pdf](http://www.slc.co.uk/media/5449/slc_statistics_-_revisions_policy.pdf)
5. This statistics publication contains early in-year awards figures for 2018/19. Students who have not yet been approved for support will not appear in these figures. Some eligible students may not have applied yet and others may have applied but not yet provided all requested evidence. Also, student circumstances can change and they may revise their support application. A significant number of students revise their initial support application from non means-tested support to means-tested support. Others withdraw from their courses after only one term's payment. Therefore, figures for 2018/19 are provisional and are expected to change during the academic year as further applications are received and re-assessments are submitted. Final figures will be published in November 2019.
6. Provisional data should be used with due caution. The scale of revisions may change from one year to another as application processes change. However, the table below gives an indication of the scale of revisions that occur:

	<b>2017/18 provisional</b>	<b>2017/18 final</b>
Number of full time applicants awarded (000s)	61.5	64.2
	<b>2017/18 provisional</b>	<b>2017/18 final</b>
Number of maintenance loans (000s)	55.3 awards	57.4 payments
	<b>2017/18 provisional</b>	<b>2017/18 final</b>
Number of tuition fee grants (000s)	58.8 awards	58.5 payments

## Policy context

### Key policy changes from 2018/19

7. The new package of support for living costs for full-time undergraduates is now available to eligible students starting courses on or after 1 August 2018. All eligible students are entitled to the same total amount of support for living costs based on their living and study location, with the balance between loan and grant dependent on the student's household income where they are income-assessed. New full-time undergraduates are also no longer eligible for a tuition fee grant, with a tuition fee loan available to cover the full fee charged.
8. The new package of support for living costs for part-time undergraduates is now available to eligible students starting courses on or after 1 August 2018. All eligible students are entitled to the same package of grant and loan support, pro-rated according to intensity of study. New part-time students are no longer eligible for a Course Grant.
9. The Postgraduate master's contribution to costs loan has been increased to £13,000 for eligible students starting on or after 1 August 2018.
10. The new Doctoral Loan is now available to eligible students starting doctoral degree courses, in any subject, on or after 1 August 2018. The policy makes £25,000 available to students as a contribution towards the costs of their study and can be used for tuition fees and /or living costs.

### Key policy changes from 2017/18

11. Postgraduate master's loan – The new Postgraduate Master's Degree Loan is now available to eligible students starting master's courses, in any subject, on or after 1 August 2017. The loan scheme makes £10,280 available to students as a contribution towards the costs of their study and can be used for tuition fees and /or living costs.
12. From 1 April 2018, there will be an increase in the repayment threshold for undergraduate loans from £21,000 to £25,000. This will apply to those who have already taken out and will take out loans for tuition and living costs for full time and part time undergraduate courses in the post-2012 system.

### Key policy changes from 2016/17

13. No significant changes have been made to the policy introduced for new entrants in 2012/13. Some of the thresholds have been upgraded and they affect equally the new entrants as well as those continuing after entry in 2012/13.

### Key policy changes from 2014/15 and 2015/16

14. No significant changes have been made to the policy introduced for new entrants in 2012/13. Some of the thresholds have been upgraded and they affect equally the new entrants as well as those continuing after entry in 2012/13.

## Key policy changes from 2012/13

### 2012/13 New Entrants

15. New entrants from 2012/13 who are subject to the existing variable tuition fees are entitled to a Tuition Fee Loan of up to £3,465. New entrants from 2012/13 who are domiciled in Wales studying in any UK territory, who are subject to the new higher fees amounts are also entitled to a new Tuition fee Grant up to a maximum of £5,535 to make up the difference in fee costs of up to a maximum of £9,000. Where a designated course is provided wholly by a private institution, students domiciled in Wales are eligible for a Tuition Fee Loan of up to £6,000 (no Fee Grant is available). Students domiciled in Wales who are studying in Wales and entered HE between 2006/07 and 2009/10 are also entitled to a Tuition Fee Grant which covers any fee they are charged above £1,380, up to a maximum grant of £2,256. New and continuing students domiciled in Wales in academic year 2012/13 courses may also receive targeted grants (for example, Childcare or Disabled Students' Allowance). New entrants in 2012/13 may be eligible for an Assembly Learning Grant of up to £5,000. The maximum amounts of Assembly Learning Grant in academic year 2012/13 are £5,600 for 2011/12 cohort students, £5,000 for 2010/11 cohort students and £2,906 for new system students who entered HE between 2006/07 and 2009/10.

## Key policy changes from 2011/12

### 2011/12 New Entrants

16. For new entrants from academic year 2011/12, the Welsh National Bursary is integrated into the HE statutory support system as an integral part of the Assembly Learning Grant and Special Support Grants. The Welsh Government's statutory student support arrangements for living costs are for students domiciled in Wales only (namely students who are ordinarily resident in Wales). Institutions will no longer be required to pay a minimum National Bursary to new entrants from 2011/12 and can continue to make arrangements for their own institutional awards. As a result of this policy change the full Assembly Learning Grant for these entrants is higher at £5,600 instead of £5,000. The grant is fully replaced by Maintenance Loan at the same point i.e. where the residual income is £50,020. This is achieved via a faster Maintenance Loan substitution rate for residual incomes between £34,000 and £50,020.
17. Variable tuition fees are capped at £3,375 in academic year 2011/12, and will apply to all students who entered from academic year 2006/07 who study at Welsh HEIs in 2011/12.

## Discretionary awards

18. Discretionary awards are available to students on designated HE courses who are personally ineligible to receive mandatory scheme or student support scheme support. LAs meet the cost of discretionary awards from their own resources. Hence, they are not included in this SFR. It is for authorities to choose which students and courses to support and how much to spend. Some authorities pay their discretionary awards at the rate for designated courses and others pay at a rate above or below that for courses designated for mandatory scheme or student support scheme support.

## Related statistical publications

19. Statistics on Loans and Grants awarded to students in HE in Wales in academic year Student Support for Higher Education in Wales 2017: 2016/17 payments, 2017/18 awards SLC SFR 06/2017 was published 29 November 2017. These can be found at:  
<https://www.slc.co.uk/media/9586/slcsfr062017.pdf>

20. Statistics on the repayment of student loans for Higher Education in Wales in financial year 2017-18 were published on 14 June 2018 in SLC SFR 02/2017. These can be found at:  
<https://www.slc.co.uk/media/10030/slcsp022018.pdf>

## Notes for users

21. The figures in this statistics publication were all compiled by the Student Loans Company Limited.
22. Figures marked as provisional are those where the base data has only recently become available and may be subject to change following further validation.
23. Details of the amounts of loans and grants available in 2017/18 are publicly available in the Student Finance Wales booklets 'Student Finance – New Full time students 2017/18' and 'Student Finance – Continuing students 2017/18'
24. Student numbers have been rounded to the nearest hundred (with a \* indicating a number less than 50 but not zero); expenditure figures to the nearest £100,000 (with a \* indicating a number less than £50,000 but not zero); and average expenditure to the nearest £10.
25. Welsh students entering Higher Education (HE) from 2006/07 who are studying at a HE institute in Wales are eligible for the Tuition Fee Grant. Welsh students entering HE from 2012/13 and receiving the new Tuition Fee Grant can study anywhere in the UK, however EU students only receive this grant if they study in Wales. The maximum Tuition Fee Grant is £5,100 in 2016/17 payable where the HE institution charges the maximum fee of £9,000. The Tuition Fee Grant is not means tested. It is determined by the fee charged by the institution above £3,900.
26. A means-tested Maintenance Grant of £2,700 was introduced in 2006/07 (£5,161 to new entrants in 2016/17). Students in receipt of these grants are not eligible for the £1,000 HE Grants.
27. Tuition Fee Loans are payable to institutions on behalf of students normally domiciled in Wales who attend a HE course anywhere in the United Kingdom as well as to students from the European Union attending HE courses in Wales.
28. Assessments of eligibility for student support for those students who are ordinarily resident outside the United Kingdom but are ordinarily resident in the European Union and who attend designated HE courses in Wales are made by the SLC EU Customer Services team.
29. HE courses are those of a level higher than GCE A level or ONC/OND.
30. The Student Support Scheme does not apply to part time HE students other than those on part time postgraduate courses of initial teacher training. A support package for part time HE students comprising a Course Grant and a Fee Grant was introduced in 2004/05.
31. The income used to determine the extent of the student finance entitlement that is income-assessed is "household residual income". If a student is deemed to be dependent on their parents then the income taken into account is that of the student and their parents with deductions for costs such as pension contributions, other dependent children of the parent(s), and an allowance for the parent also being in study. If the student is deemed to be independent the parents' income is not taken into account but that of a spouse or partner will be.

32. These statistics are used widely both within and outside the Welsh Government. Some of the key users are:

- Ministers and the Members Research Service in the National Assembly for Wales;
- Officials in the Welsh Government;
- The Higher Education Funding Council for Wales.

These statistics are used in a variety of ways. Some examples of these are:

- advice to Ministers;
- to inform the education policy decision-making process in Wales;
- to forecast future expenditure of student support schemes for Welsh domiciled students;
- International benchmarking.

## User consultations

33. Consultation exercises are conducted by SLC on the Official Statistics it produces in order to understand who uses the publications, for what purpose, and to find out how they can be made more useful in terms of content, methodology, timeliness and presentation. As part of the consultation process SLC runs surveys. See the User Consultation Survey section of the SLC website at:

<http://www.slc.co.uk/official-statistics/guide-to-our-statistics/user-engagement.aspx>

The most recent consultation was conducted on 10<sup>th</sup> September 2018. Details can be found at <https://www.slc.co.uk/media/10148/notification-of-change-to-student-support-publications.pdf>

The most recent response to user feedback can be found at [http://www.slc.co.uk/media/5452/consultation\\_response\\_nov-jan\\_13\\_v7.pdf](http://www.slc.co.uk/media/5452/consultation_response_nov-jan_13_v7.pdf)

## National and Official statistics

34. This is a National Statistics publication. National Statistics are produced to high professional standards set out in the National Statistics Code of Practice. They undergo regular quality assurance reviews to ensure they meet customer needs. They are produced free from any political interference.

## Table guide

### **Section 1 - Student Support Available**

**Table 1A** shows the maximum support available for maintenance in Wales through the Assembly Learning Grant and Maintenance Loans schemes for students in academic years 2015/16 to 2017/18.

**Table 1B** shows the support package for new entrants in academic year 2017/18.

### **Section 2 - Overview of Support Awarded**

**Table 2** shows an overview of all the student support products in Wales. It details the number of awards and the total amount of support awarded to applicants domiciled in Wales, and tuition fee support awarded to EU domiciled applicants studying in Wales in academic years 2013/14 to 2017/18.

### **Section 3 - Undergraduate Full Time Higher Education - Loans**

**Table 3A (i)** shows the number of Maintenance Loans, the amount borrowed and the average loan for the student support scheme for all students domiciled in Wales in academic years 2013/14 to 2017/18.



**Table 3A (ii)** shows the take-up rate of Maintenance Loans in academic years 2012/13 to 2016/17.

**Table 3B (i)** shows the number of Tuition Fee Loans, the amount borrowed and the average loan for the student support scheme for all students domiciled in Wales and for EU students studying in Wales, broken down by domicile in academic years 2013/14 to 2017/18.

**Table 3B (ii)** shows the take-up rate of Tuition Loans in academic years 2012/13 to 2016/17.

**Table 3C (i)** shows the number of Tuition Fee Loans, the amount borrowed and the average loan for the student support scheme for all students domiciled in Wales and EU students studying in Wales, broken down by the country of the HEI attended in academic years 2013/14 to 2017/18.

**Table 3C (ii)** shows the take-up rate of Tuition Fee Loans for all students domiciled in Wales and EU students studying in Wales, broken down by the domicile of the student, and by country of the HEI attended in academic years 2012/13 to 2016/17.

**Table 3D** shows the combined total of Maintenance Loans and Tuition Fee Loans paid for students domiciled in Wales by provider type in academic years 2013/14 to 2017/18.

#### **Section 4 - Undergraduate Full Time Higher Education - Grants & Allowances**

**Table 4A** shows the distribution of the Assembly Learning Grant awarded to students domiciled in Wales who entered HE in or after 2006/07 and chose to study in the United Kingdom in academic years 2013/14 to 2017/18.

**Table 4B** shows the distribution of Disabled Students' Allowances (DSA) paid to students domiciled in Wales in academic years 2010/11 to 2017/18.

**Table 4C** shows the distribution of Other Targeted Support awarded to applicants domiciled in Wales between academic years 2013/14 to 2017/18.

**Table 4D** shows the distribution of the Tuition Fee Grant awarded to students domiciled in Wales and EU students studying in Wales in academic years 2013/14 to 2017/18 who entered HE in or after 2006/07.

#### **Section 5 - Undergraduate Part Time Higher Education - Loans & Other Support**

**Table 5A** shows the support given to part time students domiciled in Wales and EU (outside UK) students studying in Wales in academic years 2013/14 to 2017/18.

#### **Section 6 - Postgraduate - Loans & Other Support**

**Table 6A** Payments of Postgraduate Masters Loans to full time Students domiciled in Wales and EU (Outside UK) Applicants studying in Wales by provider type in academic year 2017/18.

**Table 6B** shows the DSA support to Post Graduate students in academic years 2013/14 to 2017/18.

#### **Section 7 - Early In Year Data - Student Counts & New Policy**

**Table 7A** shows the maximum support available for maintenance in Wales through the Assembly Learning Grant and Maintenance Loans schemes for students in academic years 2016/17 to 2018/19.

**Table 7B** shows the support package for new entrants in academic year 2018/19.

**Table 7C** shows the overview of all the products for the student support scheme in Wales. It details the number of awards and the total amount of support awarded to Wales and EU (Outside UK) domiciled applicants between academic years 2013/14 and 2018/19 at an end-October effective date.

**Table 7D** shows the end-October position of number of Postgraduate Masters Loan students paid, the amount requested for the year and the amount paid so far by year of loan for Post Graduate Masters students domiciled in Wales and EU (Outside UK) for academic years 2017/18 and 2018/19.

**Table 7E** shows the early indicative (end-October position) number of new Postgraduate Doctoral Loan students paid, the amount requested for the year, the amount requested for the duration of the course, the amount paid so far, plus averages by year of loan for Post Graduate Masters students domiciled in Wales and EU (Outside UK) for academic year 2018/19.

**Table 7F** shows the early indicative (end-October position) numbers of new Part Time Maintenance Loan students paid, the amount requested for the year, the amount paid so; with averages, for students domiciled in Wales and EU (Outside UK) for academic year 2018/19. Also included are early indicative figures in relation to the Part Time Welsh Government Learning Grant awards.

**Table 7G** shows distribution of Welsh Government Learning Grants awarded to full-time applicants domiciled in Wales at an end-October position for academic years 2014/15 to 2018/19.

**Table 7H** shows distribution of Welsh Government Learning Grants awarded to full time applicants domiciled in Wales for academic years 2014/15 to 2018/19 two months into the academic year.

**Table 7J** shows the distribution of Other Targeted Support awarded to applicants domiciled in Wales at an end-October position between academic years 2013/14 and 2018/19 at an end-October position.

**Table 7K** shows number of students paid Tuition Fee Grants and Tuition Fee Loan, total amount and average; and Tuition Fee by domicile and cohort.